












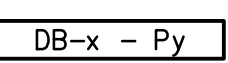

































LEGEND

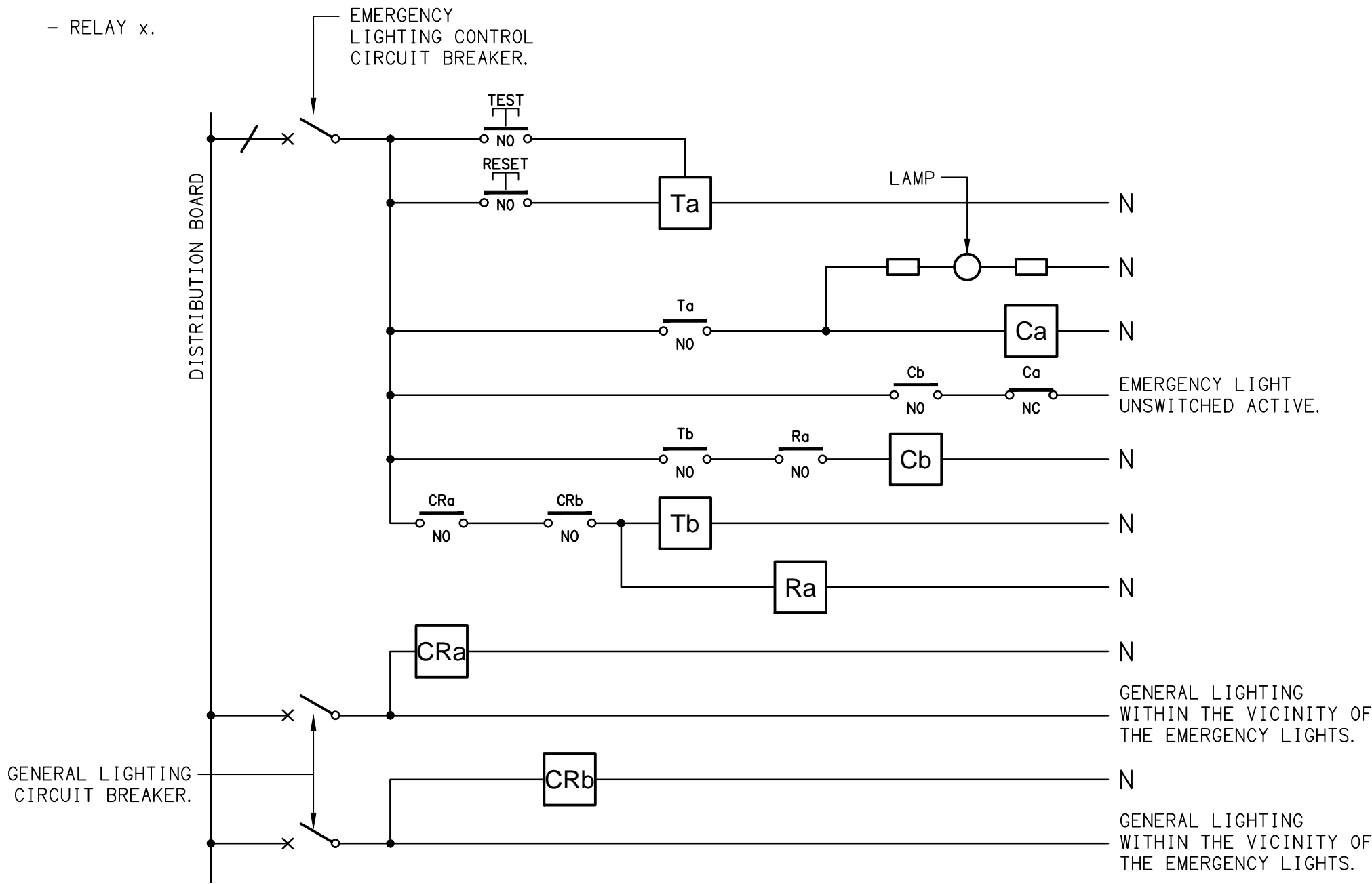
-  ELECTRICAL SERVICES SWITCHBOARD.
-  SWITCHBOARD / CONTROL PANEL NOT PROVIDED AS PART OF THE ELECTRICAL SUBCONTRACT.
-  SINGLE POWER OUTLET.
-  DOUBLE POWER OUTLET.
-  GAMING / TAB OUTLET BY GAMING ELECTRICIAN.
-  SIGNAGE CONNECTION.
-  SINGLE PHASE ISOLATOR.
-  THREE PHASE ISOLATOR.
-  CONDUIT ROUTE.
-  LED SCREEN AV POWER CONNECTION.
-  LIGHTING CONTROL SWITCHPANEL, TYPE x.
-  CIRCUIT LINE.
-  SWITCH LINE.
-  POWER CIRCUIT DESIGNATION. DENOTES DB AND CIRCUIT.
-  LIGHTING CONTROL CHANNEL REFERENCE.
-  ELECTRICAL EQUIPMENT AS NOTED.
-  REFER TO DETAIL NOTED FOR THE AREA SHOWN HATCHED. ADDITIONAL OUTLETS & FITTINGS MAY BE SHOWN ON DETAIL.
-  Sx: LED JOINERY / CEILING STRIP LIGHT, TYPE AS NOTED.
-  E1: GENERAL CEILING RECESSED LED EMERGENCY LIGHT, WHITE.
-  E2: EXISTING EMERGENCY LIGHT TO BE RETAINED.
-  E3: GENERAL SURFACE MOUNT LED EMERGENCY LIGHT, BLACK.
-  E4: EMERGENCY LED EXIT LIGHT, BLACK.
-  EX: EMERGENCY LED EXIT LIGHT, BLACK.
-  PD01: DECORATIVE SUSPENDED PENDANT.
-  PD02: DECORATIVE SUSPENDED PENDANT.
-  PD03: DECORATIVE SUSPENDED PENDANT.
-  PD04: DECORATIVE SUSPENDED PENDANT.
-  PD05: DECORATIVE SUSPENDED PENDANT.
-  TL01: SURFACE TRACK LIGHTS, BLACK.
-  WL01: DECORATIVE WALL LIGHT, BRASS.
-  WL02: DECORATIVE WALL LIGHT, BLACK.
-  WL03: DECORATIVE WALL LIGHT.

LEGEND

-  RD01: RECESSED DOWNLIGHT, WHITE.
-  RD02: RECESSED ADJUSTABLE DOWNLIGHT, BLACK.
-  RD03: RECESSED DOWNLIGHT, BLACK.
-  RD04: EXISTING LIGHT FITTING TO BE RETAINED.
-  GL01: GARDEN SPIKE LIGHT, BLACK.
-  GL02: GARDEN LIGHT.
-  G1: GAMING MACHINE BASE KICK LED STRIP LIGHT.
-  FE: EXISTING CEILING FAN AND CONTROLLER TO BE RETAINED.
-  FS01: FESTOON LIGHTS FIXED TO STAINLESS STEEL WIRE SUPPORT.
-  SL01: SURFACE DOWNLIGHT.
-  SL02: SURFACE DOWNLIGHT.
-  M: EXISTING RETAIL METER.
-  VR: EXISTING VOLTAGE REGULATOR.

EQUIPMENT:

- TEST – TEST PUSH BUTTON MOUNTED ON THE DISTRIBUTION BOARD ESCUTCHEON.
- RESET – RESET PUSH BUTTON MOUNTED ON THE DISTRIBUTION BOARD ESCUTCHEON.
- LAMP – AMBER TEST INDICATING LAMP MOUNTED ON THE DISTRIBUTION BOARD ESCUTCHEON.
- Ta – ADJUSTABLE 0-3 HOUR TIMED RELAY.
- Tb – 15 MINUTE RUN-ON TIMER TO OPERATE UPON THE RETURN OF MAINS POWER.
- Cx – CONTACTOR x.
- CRx – CONTROL RELAY x.
- Rx – RELAY x.

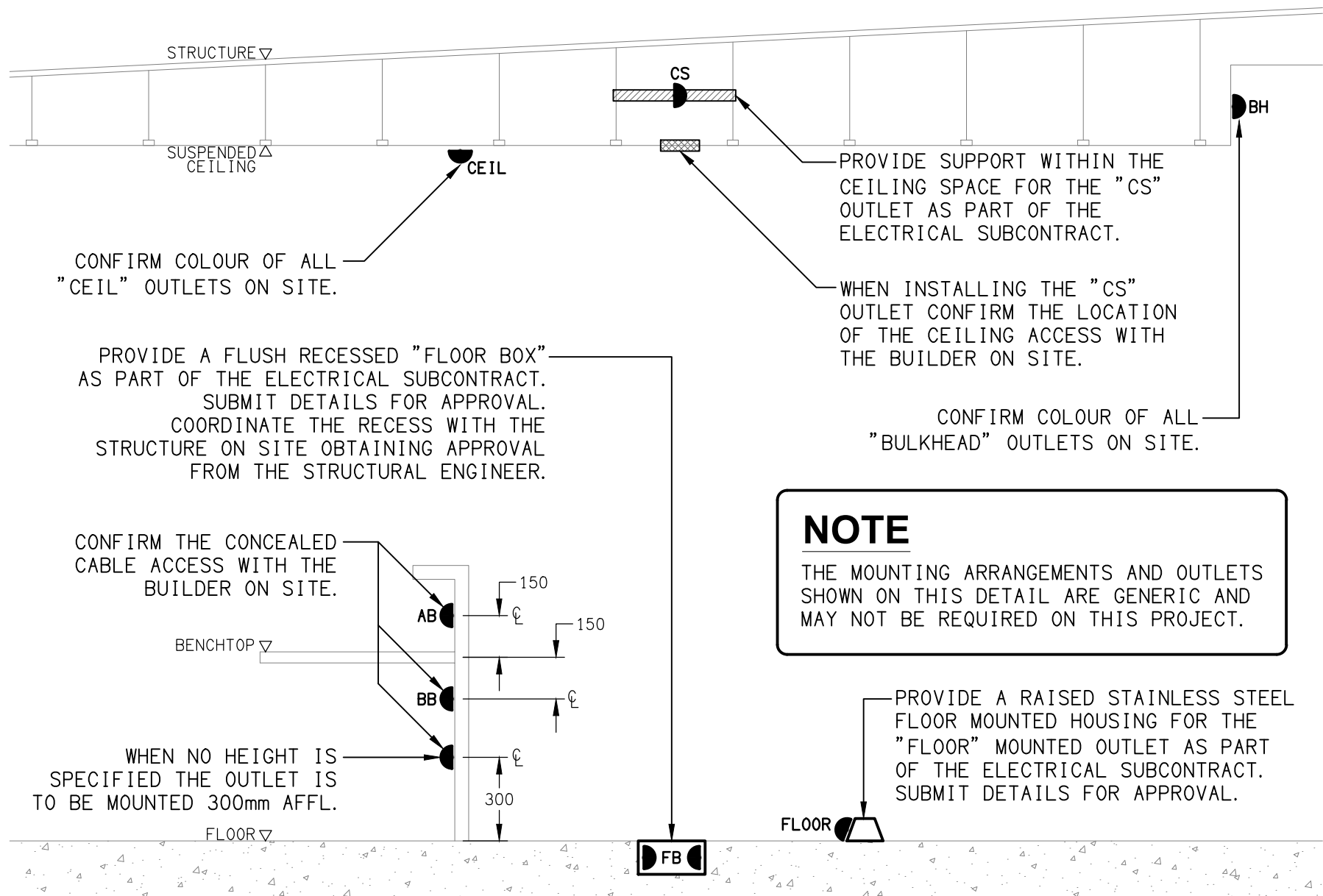


NOTES

1. THE EMERGENCY LIGHT UNSWITCHED ACTIVE / GENERAL LIGHTING SWITCHED ACTIVE CIRCUIT ARRANGEMENT AND CONTROL IS TYPICAL FOR ALL CIRCUITS SUPPLYING EMERGENCY LIGHTS.
2. PROVIDE ADDITIONAL CONTROL RELAYS (CRx) CONFIGURED AS PER CRa AND CRb FOR ALL ADDITIONAL LIGHTING CIRCUITS THAT SUPPLY LIGHTS IN THE VICINITY OF THE EMERGENCY LIGHTS.

SCHEMATIC

EMERGENCY LIGHTING
NOT TO SCALE



DETAIL

TYPICAL OUTLET MOUNTINGS
NOT TO SCALE

<div>ELECTRICAL DESIGN GROUP BRISBANE PTY LTD ACN 092 710 793</div> <div>TRADING AS: ELECTRICAL DESIGN GROUP</div>	<div>THE COPYRIGHT OF THIS DRAWING REMAINS THE PROPERTY OF THE ELECTRICAL DESIGN GROUP.</div>	<div>ELECTRICAL DESIGN GROUP ELECTRICAL BUILDING SERVICES CONSULTANTS BRISBANE P.O.Box 15, Sherwood Q.4075 Phone: (07) 3278 4375 Email: brisbane@edg.net.au Web: www.edg.net.au</div>	<div>PROJECT: YAMANTO TAVERN</div>	<div>DRAWING: ELECTRICAL SERVICES LEGEND & DETAILS</div>			
	<div>USE FIGURED DIMENSIONS IN PREFERENCE TO SCALE.</div>		<div>GOLD COAST</div>				
	<div>ALL DIMENSIONS TO BE VERIFIED ONSITE.</div>		<div>502-510 WARWICK ROAD, YAMANTO, QUEENSLAND</div>	<div>SCALE: NOT TO SCALE AT A1</div>	<div>PROJECT NO: C3637a</div>	<div>DRAWING NO: E01</div>	<div>REVISION: A</div>